



Outline:

- With wide temperature and high frequency core material, the electrical performance is less affected by ambient temperature, low loss, high efficiency.
- Excellent frequency response characteristics and current linearity, effectively reducing or eliminating nonlinear distortion of audio signals at the output end.
- Providing extremely fast transmission capability, achieving high-quality sound output.

Features:

- Core material: Ferrite.
- Environmental: RoHS compliant, halogen free.
- Weight: 4.90g
- Moisture Sensitivity Level (MSL) 1
(Unlimited floor life at 5~40°C, RH≤70% relative humidity)
- Operating temperature range: -55°C~+155°C
(Including coil's own temperature rise).
- Storage temperature range: -55°C~+155°C

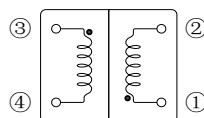
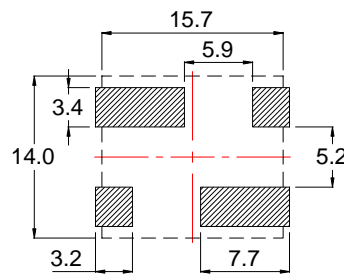
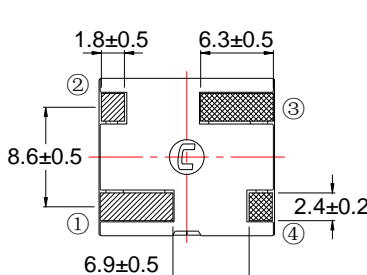
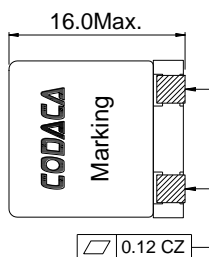
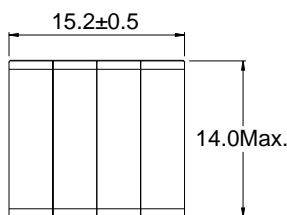
Application:

- Designed Best suited as LPF Inductor for Digital Amplifier (Class-D Amp).
- Support high-output of AV Amplifiers and Car Amplifiers and so on.

Construction Wire



1 Product Dimensions (mm)



Schematic

2 Electrical Characteristics

Part No.	Inductance (μH) ※1 (1-2)/(3-4)	D.C.R.(mΩ) (1-2)/(3-4)		Isat (A) ※2 (1-2)/(3-4)	Irms (A) ※3 (1-2)/(3-4)
	±10%	Typical	Max	Typical	Typical
VSD1315A-5R0K	5.00	5.00	6.00	17.0	10.6
VSD1315A-7R0K	7.00	6.00	6.60	13.0	9.00
VSD1315A-100K	10.0	6.00	6.60	9.10	9.00

All data is tested on 25°C ambient temperature

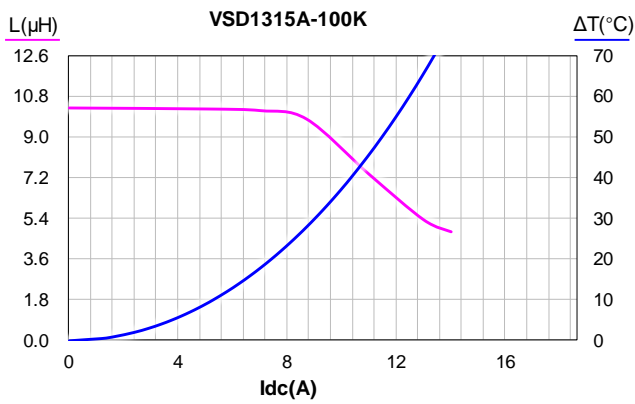
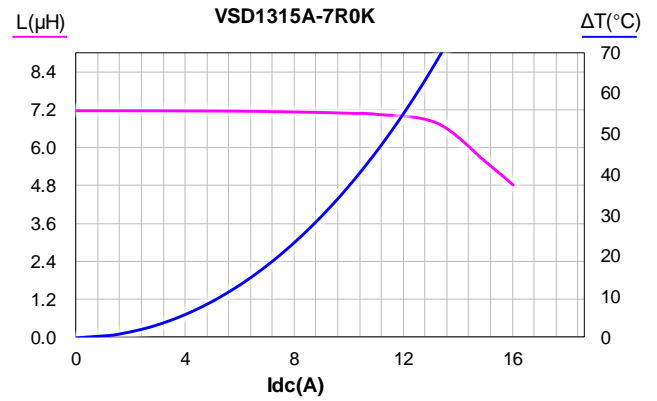
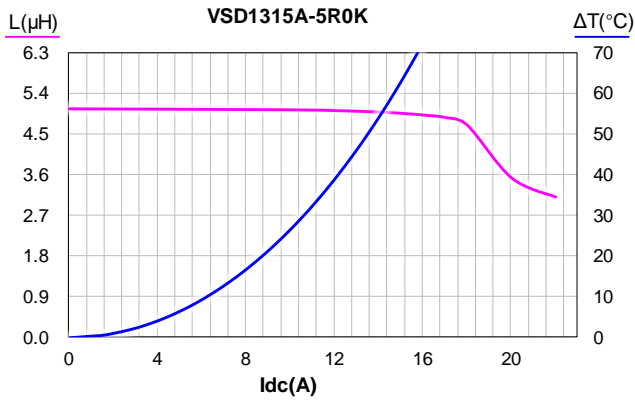
- Inductance measure condition at 100kHz, 1.0V
- Isat: the actual value of DC current when the Inductance decrease 20% of its initial Value
- Irms: The actual value of DC current when the Temperature rise is ΔT40°C(Ta=25°C)

3 How to Order

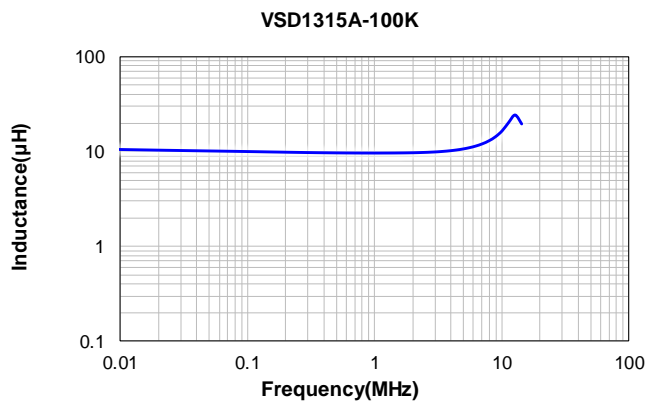
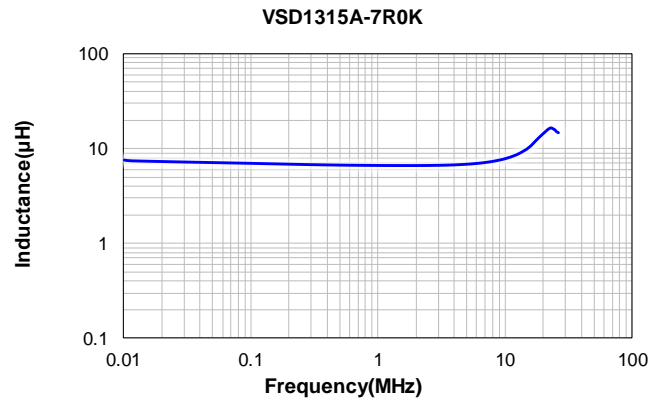
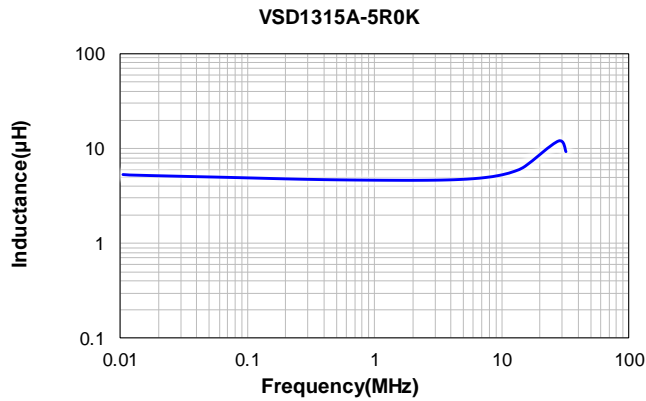
VSD1315A-100K

Model _____
Dimensions _____
Value Code _____
Tolerance _____

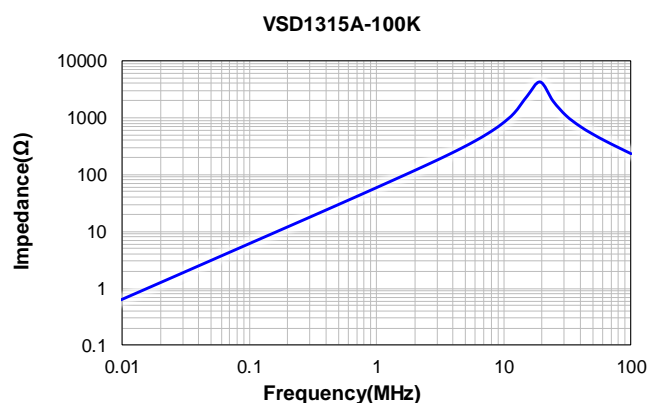
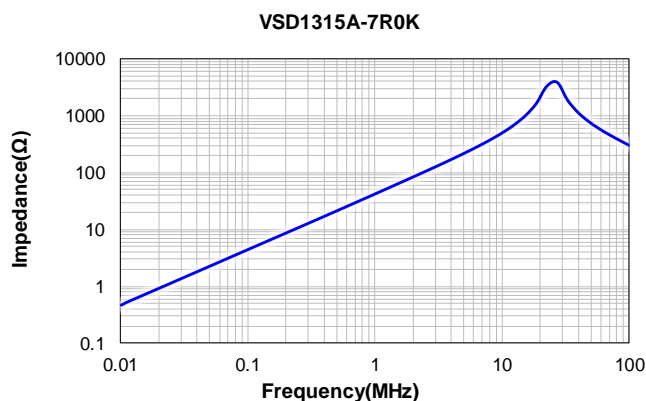
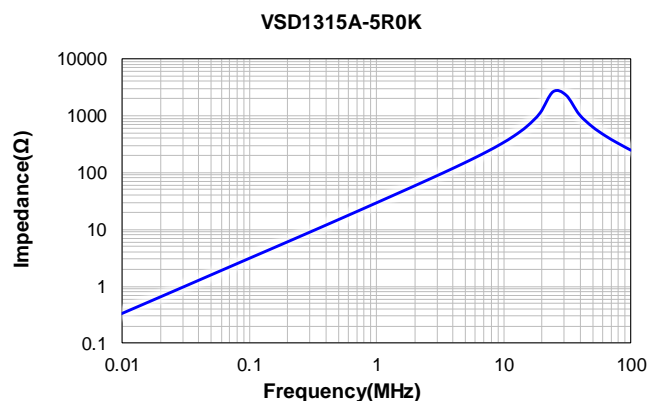
4 Saturation Current vs Temperature Rise Current Curve



5 Inductance vs Frequency Curve

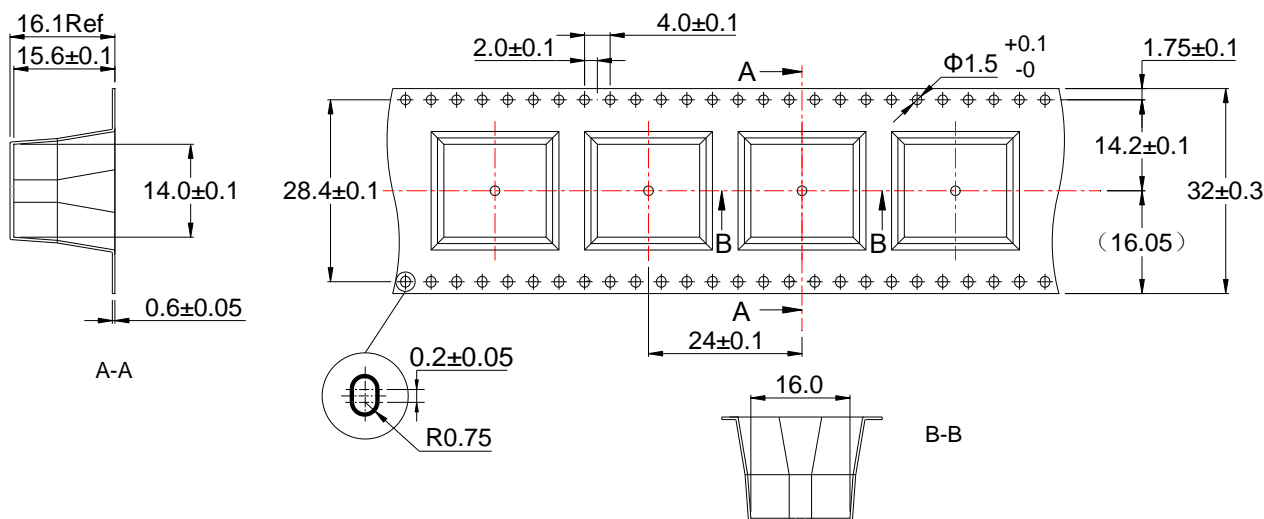


6 Impedance vs Frequency Curve



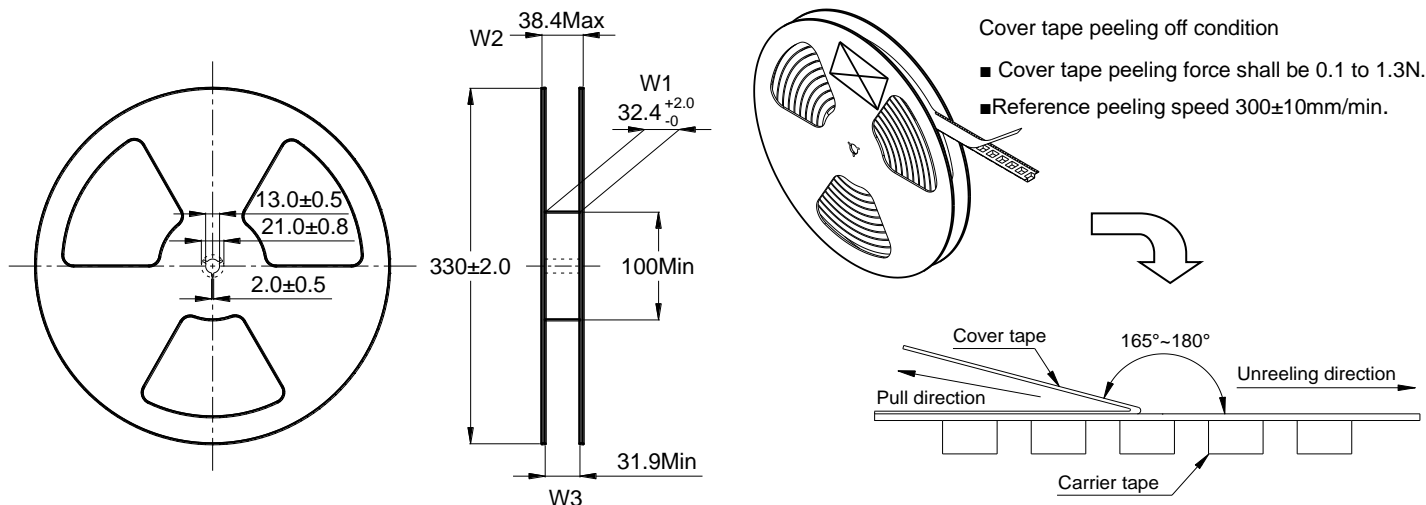
7 Packing Specification

7.1 Carrier Tape Dimensions (mm)



※ Packing is referred to the international standard IEC 60286-3.

7.2 Reel Dimensions (mm)



7.3 Carton Dimensions and Packing Quantity

■ Inner Carton: 340×340×95mm

■ Out Carton : 360×360×370mm

Product Series	Quantity / Reel	Inner Carton Quantity	Out Carton Quantity
VSD1315A	100pcs	(100×2) = 200pcs	(200×3) = 600pcs

8 Notice of Use

- 8.1 Special remind:Circuit design, component placement, PCB size and thickness, cooling system and etc. all will affect the product temperature. Please verify the product temperature in the final application.
- 8.2 Product in packing storage condition:temperature 5~40°C, RH≤70%.
If taking out for use, the remaining products should be sealed in plastic bags and preserved in accordance with the above conditions, to avoid oxidation of terminals (electrodes), affecting soldering status.
- 8.3 A storage of Codaca Electronic products for longer than 12 months is not recommended, Within other effects, the terminals may suffer degradation, resulting in bad solderability. Therefore, all products shall be used within the period of 12 months based on the day of shipment.
- 8.4 Do not keep products in unsuitable storage conditions, such as areas susceptible to high temperatures, high humidity, dust or corrosion.
- 8.5 Always handle products with care.
- 8.6 Don't touch electrodes directly with bare hands as oil secretions may inhibit soldering.
Always ensure optimum conditions for soldering.
- 8.7 When this product will be used on a similar or new project to the original one,
sometimes it might be unable to satisfy the specifications due to different condition of usage.
- 8.8 This inductor itself does not have any protective function in abnormal condition, such as overload, short-circuit, open-circuit conditions, etc. Therefore, it shall be confirmed that there is no risk of smoke, fire, dielectric withstand voltage, insulation resistance, etc., or use in abnormal conditions protective devices or protection circuit in the end product.
- 8.9 Hi-Pot test with higher voltage than spec value will damage insulating material and shorten its life.
- 8.10 If using in potting compound, the magnet wire coating might be damaged, please consult with us.
- 8.11 Refrain from rinsing product. If necessary, please consult with us.
- * 8.12 Codaca Electronic products without "V" prefix are qualified for industrial product requirement , and with "V" prefix are qualified for AEC-Q200, but it doesn't mean that Codaca Electronic products can absolutely meet specific industry norms and quality test standards in automotive electronics or more strict application fields . Codaca Electronic will be exempted from being responsible for the consequences of using Codaca products in automotive electronic or higher application field related to safety when without being aware of it.