

### Outline:

- Excellent DC bias capability to handle instantaneous peak current.
- Flat wire winding, achieving very low DC resistance.
- The inductance value and DC bias characteristic are little affected by temperature.
- Magnetically shielded structure, excellent resistance to electromagnetic interference.
- Suitable for high-power DC-DC converter applications.

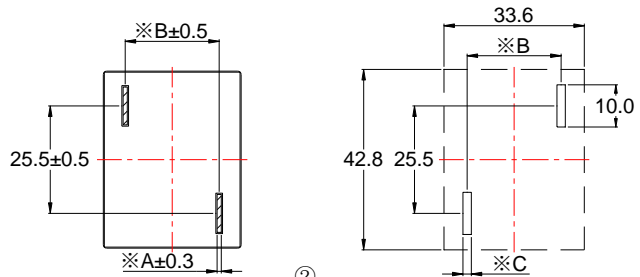
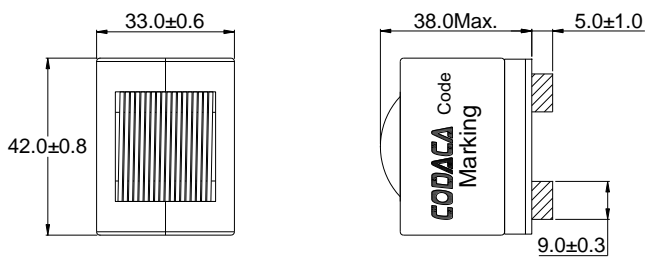
### Features:

- Core material: Composite.
- Environmental: RoHS compliant, halogen free.
- Weight: 233.0g.
- Moisture Sensitivity: Level (MSL) 1 (Unlimited floor life at <math><30^{\circ}\text{C}</math> / 85% relative humidity).
- Operating temperature range: . (Including coil's temperature rise).
- Storage temperature range: .

### Application:

- PV inverter/Industrial control/New energy.
- DC /DC converters/Motherboards/Filter.
- High current switching regulators.

## 1 Product Dimensions (mm)



Inductance	15.0 $\mu\text{H}$	22.0 $\mu\text{H}$	51.0 $\mu\text{H}$	100 $\mu\text{H}$	150 $\mu\text{H}$
A(mm)	1.80	1.50	1.00	0.70	0.60
B(mm)	21.5	21.5	22.2	22.2	22.2
C(mm)	2.80	2.50	2.00	1.70	1.70

※ Date code will be changed by manufacture date.

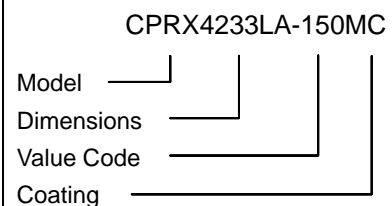
## 2 Electrical Characteristics

Part No.	Inductance ( $\mu\text{H}$ )※1 $\pm 20\%$	D.C.R. (m $\Omega$ )		Isat (A)※2	Irms (A)※3
		Typical	Max.	Typical	Typical
CPRX4233LA-150MC	15.0	0.88	1.05	65.0	75.0
CPRX4233LA-220MC	22.0	1.28	1.55	55.0	62.0
CPRX4233LA-510MC	51.0	2.85	3.45	38.0	42.0
CPRX4233LA-101MC	100	5.65	6.80	26.0	30.0
CPRX4233LA-151MC	150	7.85	9.45	22.0	25.0

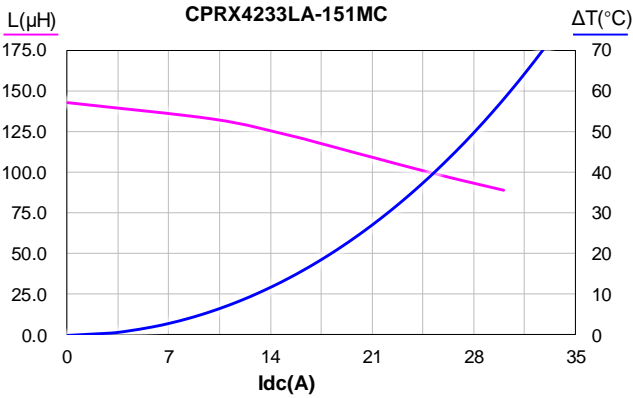
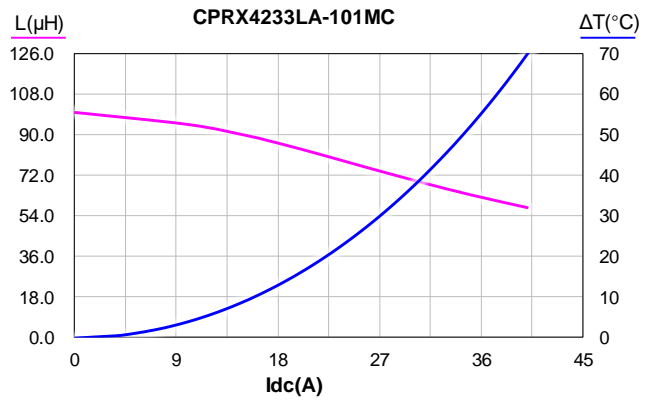
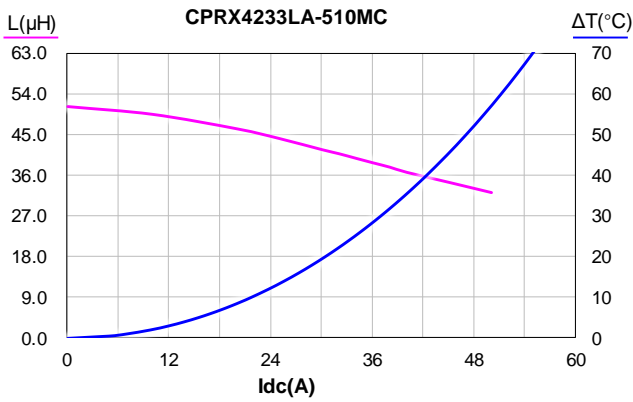
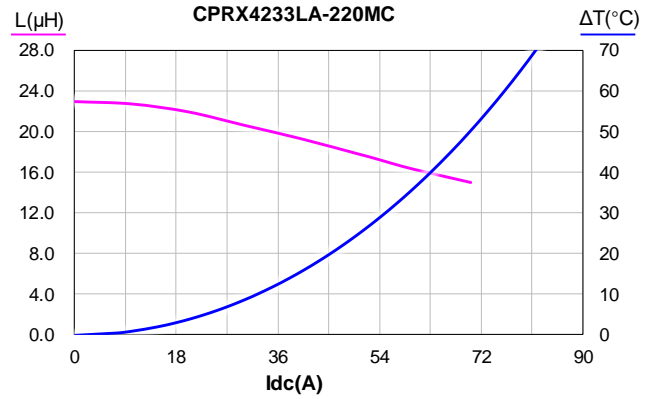
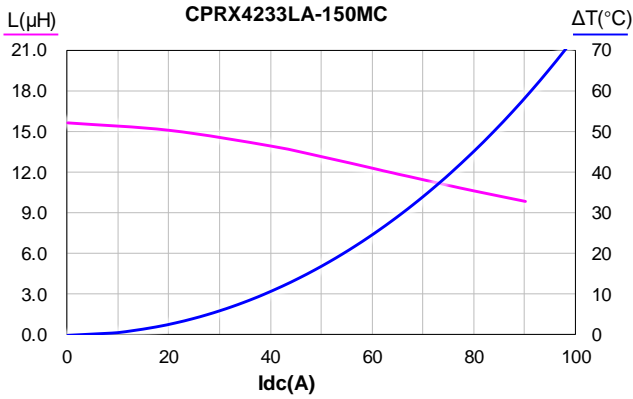
All data is tested on 25°C ambient temperature

1. Inductance measure condition at 100kHz, 0.1V.
2. Isat: the actual value of DC current when the Inductance decrease 30% of its initial Value.
3. Irms: The actual value of DC current when the Temperature rise is  $\Delta T50^{\circ}\text{C}$  ( $T_a=25^{\circ}\text{C}$ )

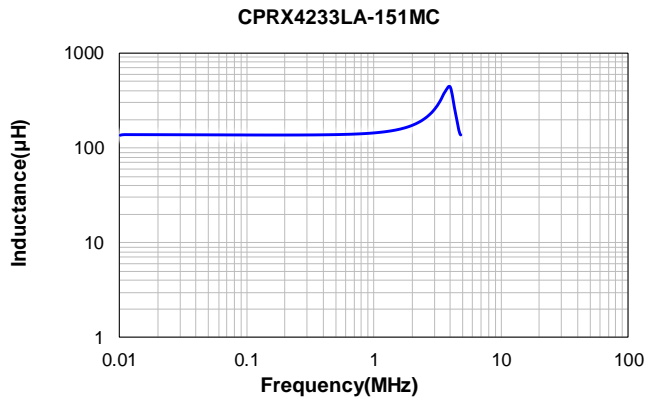
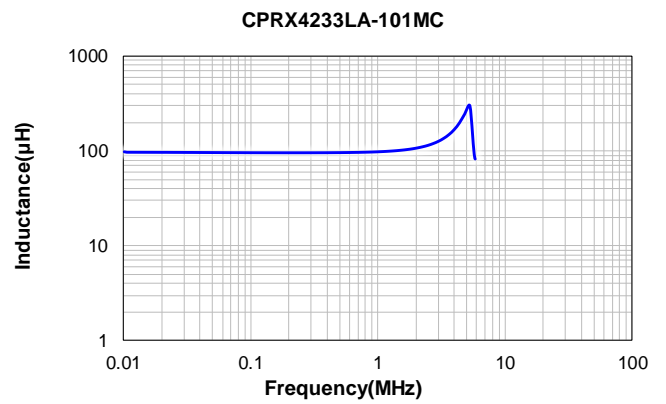
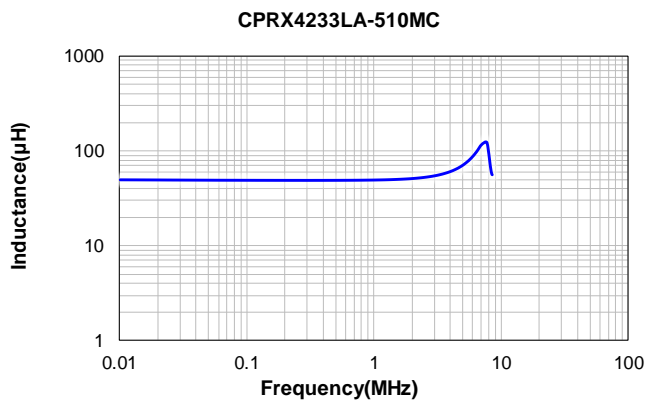
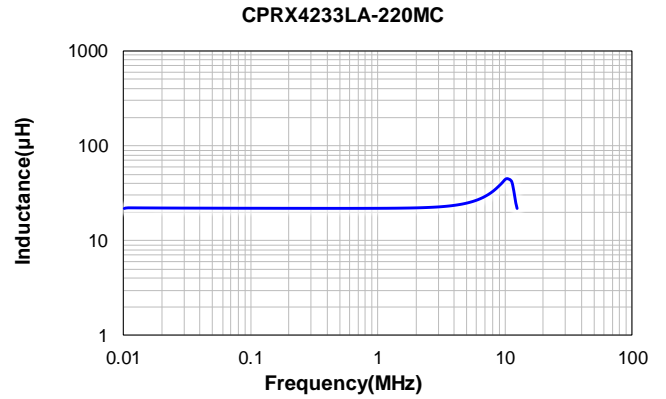
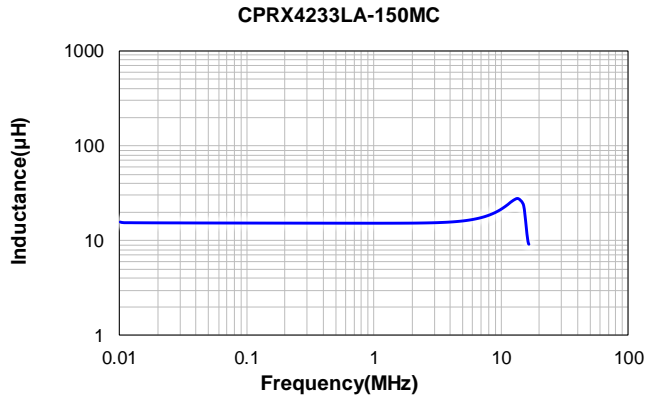
## 3 How to Order



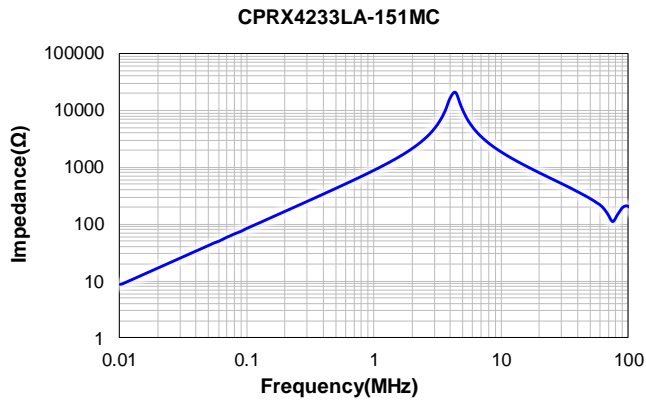
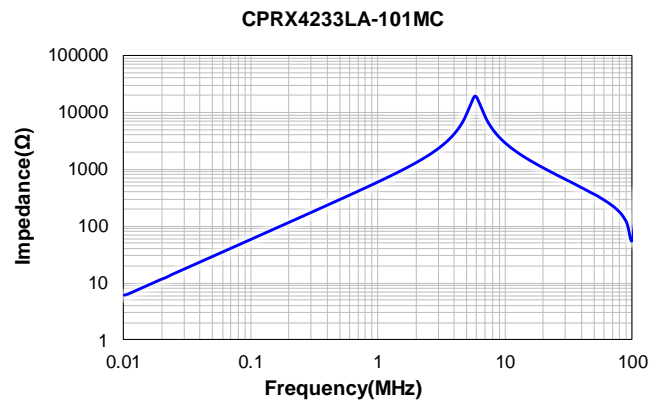
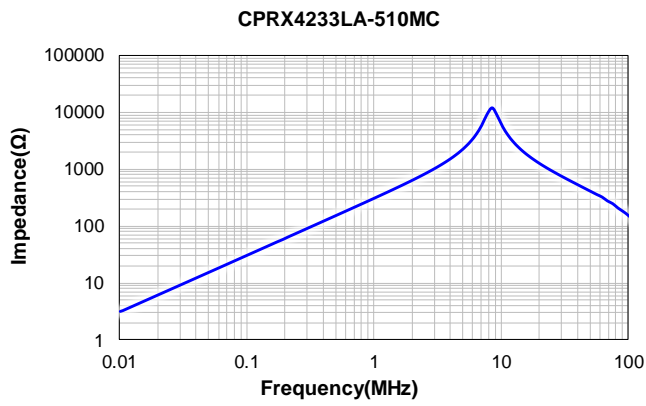
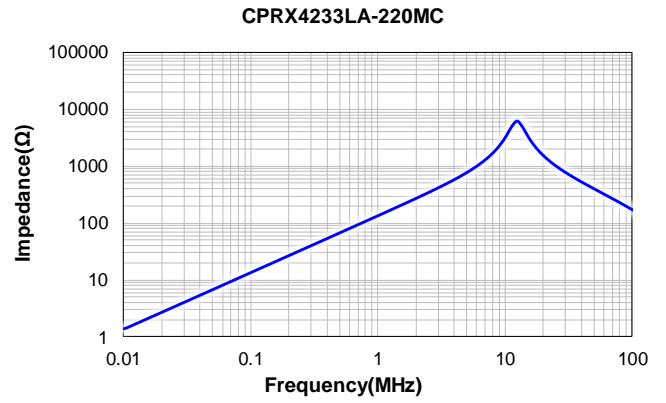
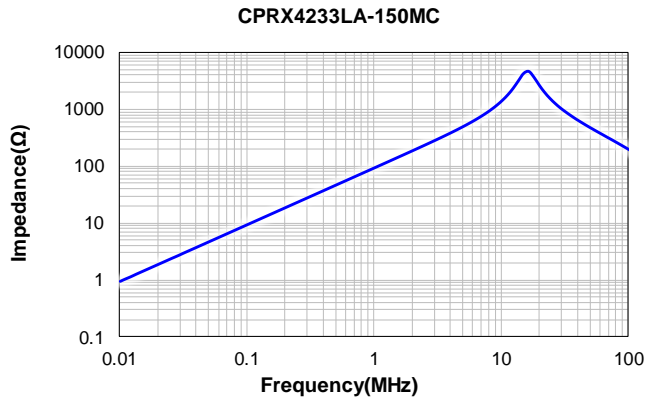
## 4 Saturation Current vs Temperature Rise Current Curve



## 5 Inductance vs Frequency Curve

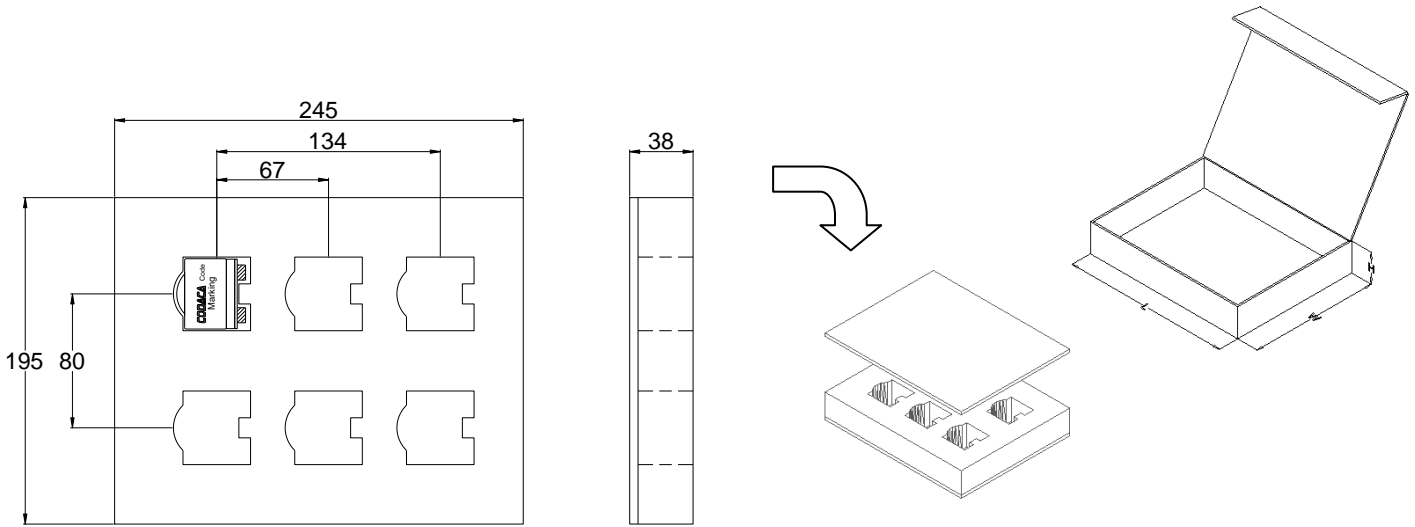


## 6 Impedance vs Frequency Curve



### 7 Packing Specification

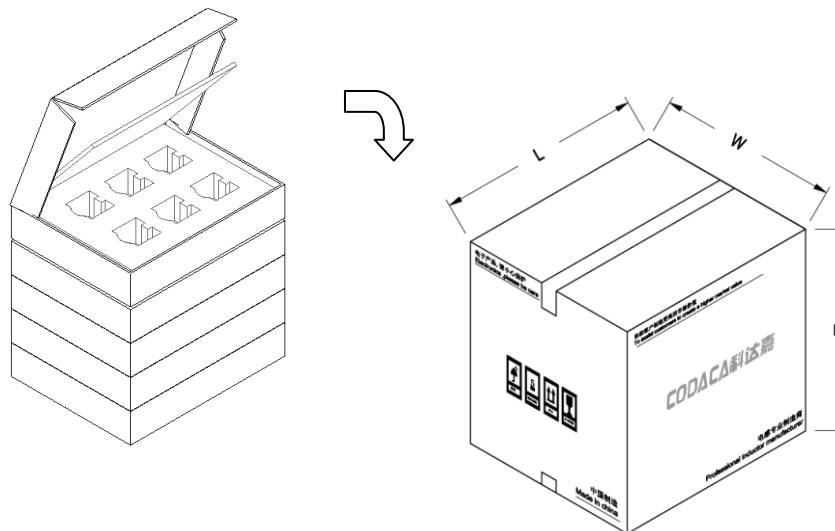
#### 7.1 Pearl cotton Dimensions (mm)



Packaging Unit (Pcs)	Material
6	EPE

L typ	W typ	H typ	No. of Tray (Pcs)	Packaging Unit(Pcs)	Material
265	205	50	1	6	Paper

#### 7.2 Packing(mm)



L typ	W typ	H typ	No. of Inner Carton( Pcs)	Packaging Unit( Pcs)	Material
275	232	261	5	30	Paper

**8 Notice of Use**

- 8.1 Special reminder: circuit design, component placement, PCB size and thickness, cooling system, etc., all will affect the product temperature. Please verify the product temperature in the final application.
- 8.2 Product in packing storage condition: < 30°C , < 85%RH.  
If taken out for use, the remaining products should be sealed in plastic bags and preserved in accordance with the above conditions, to avoid oxidation of terminal (electrodes), affecting soldering status.
- 8.3 A storage of Codaca electronic products for longer than 12 months is not recommended. Within other effects, the terminals may suffer degradation, resulting in bad solderability. Therefore, all products shall be used within the period of 12 months based on the day of shipment.
- 8.4 Do not keep products in unsuitable storage conditions, such as areas susceptible to high temperatures, high humidity, dust, or corrosion.
- 8.5 Always handle products with care.
- 8.6 Don't touch electrodes directly with bare hands as oil secretions may inhibit soldering.  
Always ensure optimum conditions for soldering.
- 8.7 When this product will be used on a similar or new project to the original one, sometimes it might be unable to satisfy the specifications due to different conditions of usage.
- 8.8 This inductor itself does not have any protective function in abnormal condition, such as overload, short-circuit, open-circuit conditions, etc. Therefore, it shall be confirmed that there is no risk of smoke, fire, dielectric withstand voltage, insulation resistance, etc., in abnormal conditions protective devices or protection circuit in the end product.
- 8.9 Hi-Pot test with higher voltage than spec value will damage insulating material and shorten its life.
- 8.10 If used in potting compound, the magnet wire coating might be damaged, please consult with us.
- 8.11 Refrain from rinsing product. If necessary, please consult with us.
- \*8.12 Codaca electronic products without "V" prefix are qualified for industrial product requirements, and with "V" prefix are qualified for AEC-Q200, but it doesn't mean that Codaca electronic products can absolutely meet specific industry norms and quality test standards in automotive electronics or more strict application fields. Codaca electronic will be exempted from being responsible for the consequences of using Codaca products in automotive electronics or higher application fields related to safety when without being aware of it.