



### Outline:

- 2 in 1 construction saves PCB mounting area.
- Magnetic shielded structure, excellent resistance to electromagnetic interference.
- Realized low distortion and high sound quality by using low loss material and Oxygen Free Copper(OFC)wire.
- Wide temperature and low power consumption material, low core loss.

### Features:

- Core material: Ferrite
- Environmental: RoHS compliant, halogen free.
- Weight: 23.41g
- Moisture Sensitivity: Level (MSL) 1  
(Unlimited floor life at <30°C / 85% relative humidity)
- Operating temperature range: -40°C~+125°C  
(Including coil's temperature rise).
- Storage temperature range: -40°C~+125°C

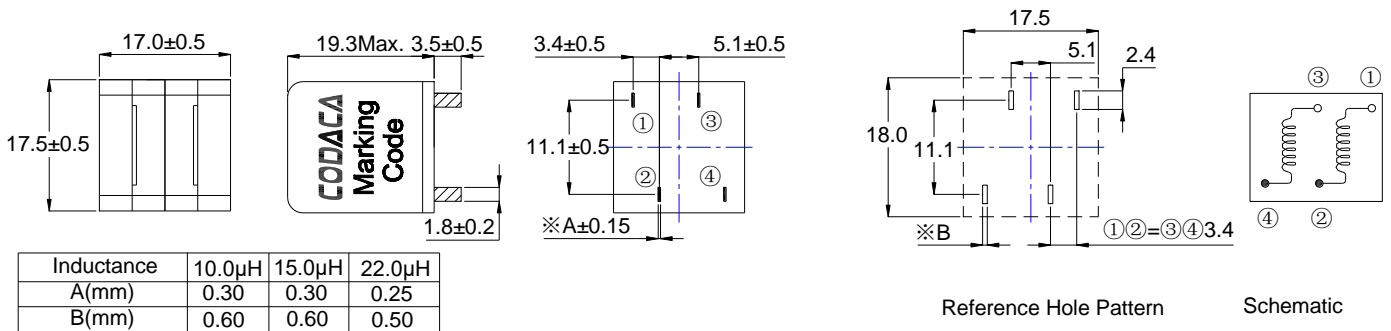
### Application:

- Digital Amplifier (Class-D Amp).
- High-output of AV Amplifiers.

Construction Wire



## 1 Product Dimensions (mm)



※ Date code will be changed by manufacture date.

## 2 Electrical Characteristics

Part No.	Inductance (μH)※1 (1-2)/(3-4) ±20%	D.C.R. (mΩ)		Isat	Irms
		(1-2)/(3-4)		(A)※2	(A)※3
		Typical	Max.	Typical	Typical
CPD1717BA-100M	10.0	10.50	13.0	20.0	14.0
CPD1717BA-150M	15.0	10.50	13.0	14.0	14.0
CPD1717BA-220M	22.0	15.85	17.44	11.9	9.00

All data is tested on 25°C ambient temperature

1. Inductance measure condition at 1.0kHz, 1.0V.
2. Isat: the actual value of DC current when the Inductance decrease 20% of its initial Value.
3. Irms: The actual value of DC current when the Temperature rise is ΔT40°C(Ta=25°C).

## 3 How to Order

CPD1717BA-100M

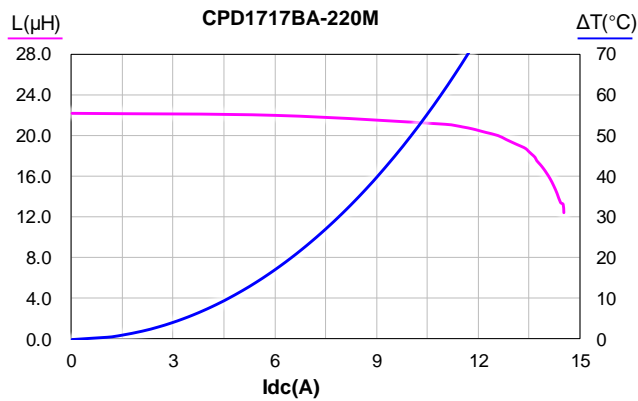
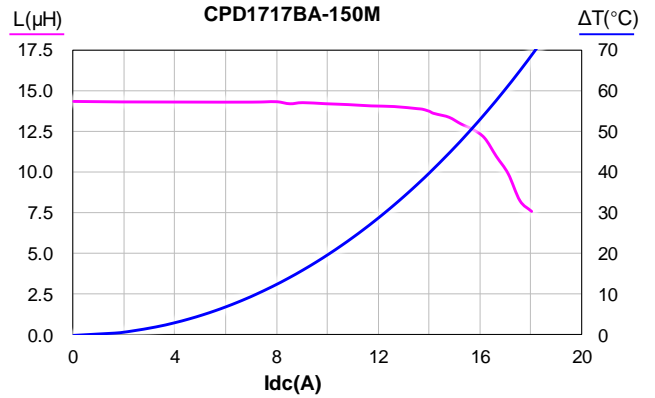
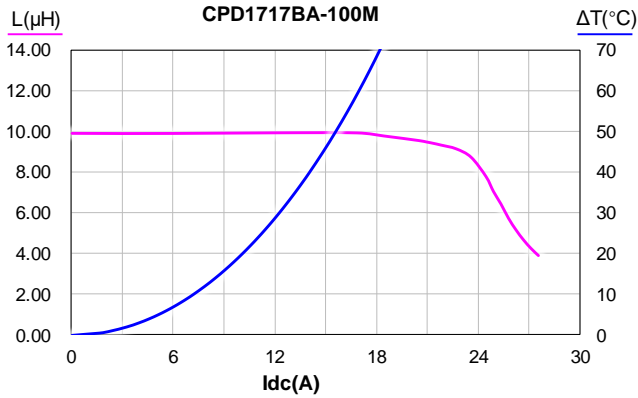
Model \_\_\_\_\_

Dimensions \_\_\_\_\_

Value Code \_\_\_\_\_

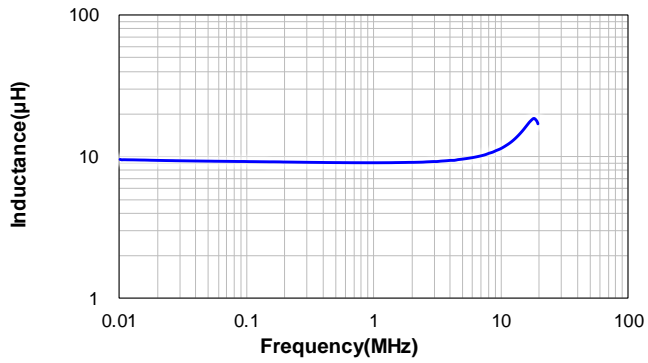
Tolerance \_\_\_\_\_

**4 Saturation Current vs Temperature Rise Current Curve**

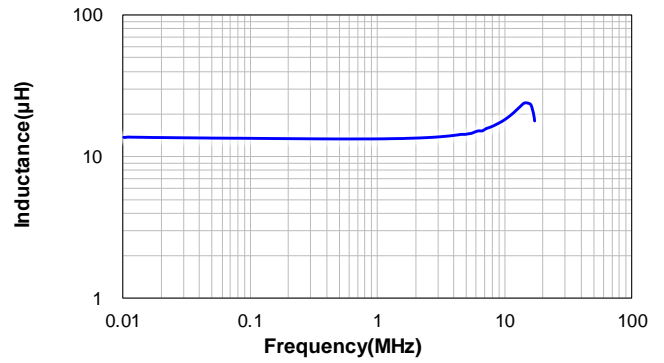


**5 L vs Frequency**

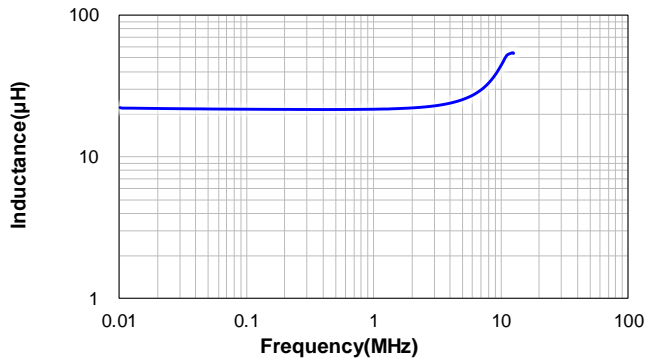
CPD1717BA -100M



CPD1717BA -150M

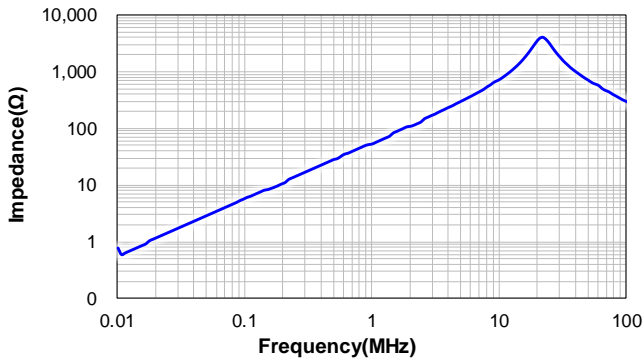


CPD1717BA -220M

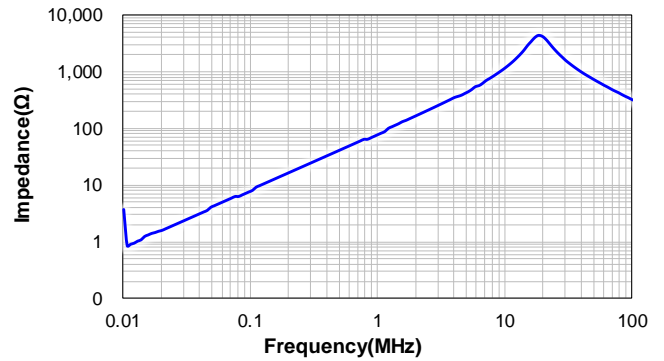


**6 Impedance vs Frequency**

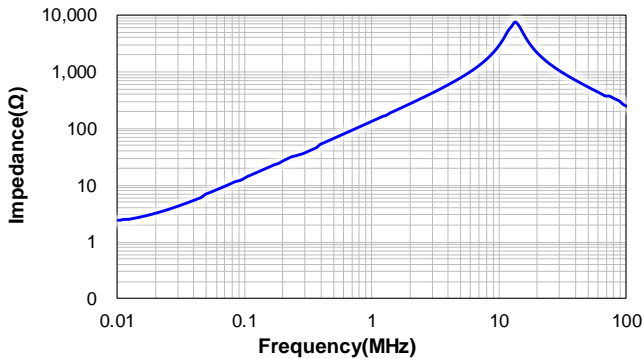
CPD1717BA -100M



CPD1717BA -150M

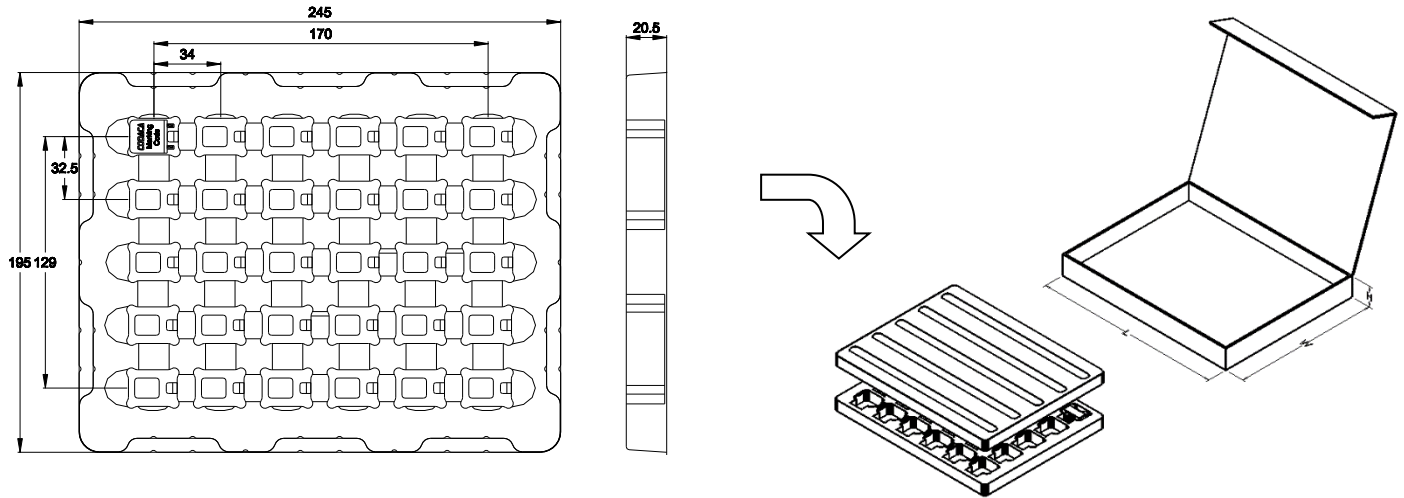


CPD1717BA -220M



## 7 Packing Specification

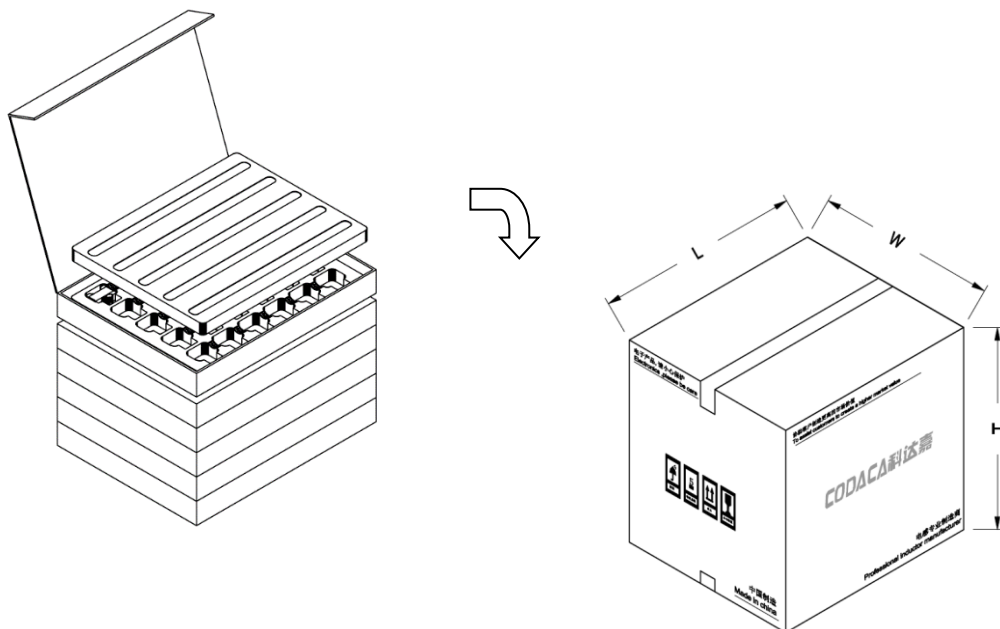
### 7.1 Plastic Tray Dimensions (mm)



Packaging Unit (Pcs)	Material
30	APET

L typ	W typ	H typ	No. of Tray (Pcs)	Packaging Unit(Pcs)	Material
265	205	50	2	60	Paper

### 7.2 Packing(mm)



L typ	W typ	H typ	No. of Inner Carton	Packaging Unit( Pcs)	Material
275	232	261	4	240	Paper

## 8 Notice of Use

8.1 Product in packing storage condition : temperature 5~40°C, RH≤70%.

If taking out for use, the remaining products should be sealed in plastic bags and preserved in accordance with the above conditions, to avoid oxidation of terminals (electrodes), affecting soldering status.

8.2 A storage of Codaca Electronic products for longer than 12 months is not recommended, Within other effects, the terminals may suffer degradation, resulting in bad solderability. Therefore, all products shall be used within the period of 12 months based on the day of shipment.

8.3 Do not keep products in unsuitable storage conditions, such as areas susceptible to high temperatures, high humidity, dust or corrosion.

8.4 Always handle products with care.

8.5 Don't touch electrodes directly with bare hands as oil secretions may inhibit soldering.  
Always ensure optimum conditions for soldering.

8.6 When this product will be used on a similar or new project to the original one, sometimes it might be unable to satisfy the specifications due to different condition of usage.

8.7 This inductor itself does not have any protective function in abnormal condition, such as overload, short-circuit, open-circuit conditions, etc. Therefore, it shall be confirmed that there is no risk of smoke, fire, dielectric withstand voltage, insulation resistance, etc., or use in abnormal conditions protective devices or protection circuit in the end product.

8.8 Hi-Pot test with higher voltage than spec value will damage insulating material and shorten its life.

8.9 If using in potting compound, the magnet wire coating might be damaged, please consult with us.

8.10 Refrain from rinsing product. If necessary, please consult with us.

\* 8.11 Codaca Electronic products without "V" prefix are qualified for industrial product requirement, and with "V" prefix are qualified for AEC-Q200, but it doesn't mean that Codaca Electronic products can absolutely meet specific industry norms and quality test standards in automotive electronics or more strict application fields. Codaca Electronic will be exempted from being responsible for the consequences of using Codaca products in automotive electronic or higher application field related to safety when without being aware of it.