

### Outline:

- Assemblage design, sturdy structure.
- High inductance, high current, low magnetic loss, low ESR, small parasitic capacitance.
- Flat wire winding, achieve a low DC resistance.
- Low power loss, suitable for applications of wide temperature and frequency range.

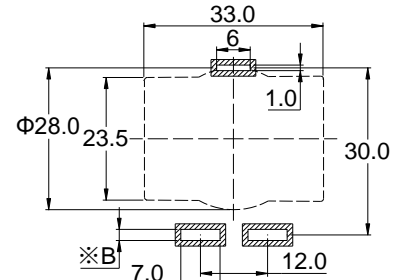
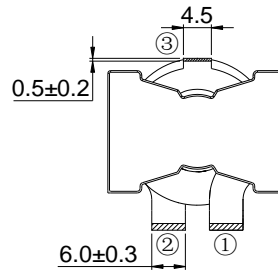
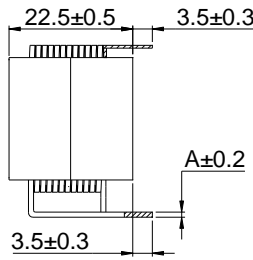
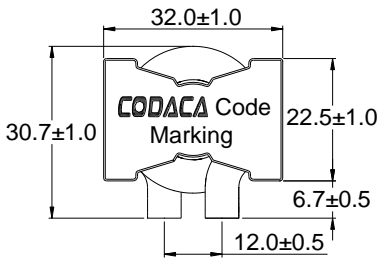
### Features:

- Core material: Ferrite
- Environmental: RoHS, Reach compliant, Halogen free
- Weight: 60.17g
- Moisture Sensitivity: Level (MSL) 1 (Unlimited floor life at <math><30^{\circ}\text{C}</math> / 85% relative humidity)
- Operating temperature range: - Storage temperature range:

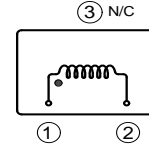
### Application:

- Ideally used in tablet PC, LCD display, server application.
- High current power supplies, Battery power devices
- DC/DC converters in distributed power systems

## 1 Product Dimensions (mm)



Inductance	3.30 $\mu\text{H}$ -8.20 $\mu\text{H}$	17.0 $\mu\text{H}$ -22.0 $\mu\text{H}$	56.0 $\mu\text{H}$
A(mm)	1.50	0.90	0.70
B(mm)	2.20	1.50	1.50



Reference Hole Pattern

Schematic

※ Date code will be changed by manufacture date

## 2 Electrical Characteristics

Part No.	Inductance ( $\mu\text{H}$ )※1	D.C.R. (m $\Omega$ )		Isat (A)※2	I <sub>rms</sub> (A) ※3
		Typical	Max.		
CPCF3222A-3R3MC	3.30	0.95	1.20	100.0	60.0
CPCF3222A-4R7MC	4.70	0.95	1.20	72.0	60.0
CPCF3222A-8R2MC	8.20	0.95	1.20	42.0	60.0
CPCF3222A-170MC	17.0	2.50	3.00	33.0	35.0
CPCF3222A-220MC	22.0	2.50	3.00	28.0	35.0
CPCF3222A-560MC	56.0	3.95	4.75	13.5	27.5

All data is tested on 25°C ambient temperature

- Inductance measure condition at 100kHz, 0.1V
- Isat: the actual value of DC current when the Inductance decrease 20% of its initial Value
- I<sub>rms</sub>: The actual value of DC current when the Temperature rise is  $\Delta T 40^{\circ}\text{C}$  ( $T_a = 25^{\circ}\text{C}$ )

## 3 How to Order

CPCF3222A-3R3MC

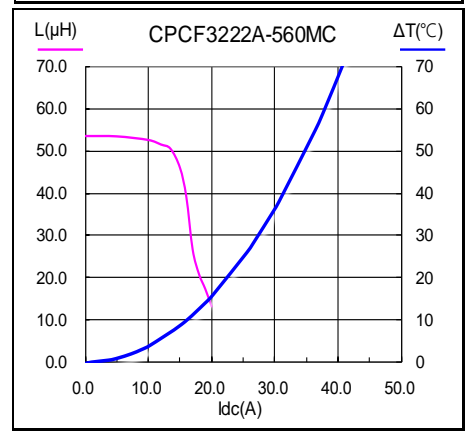
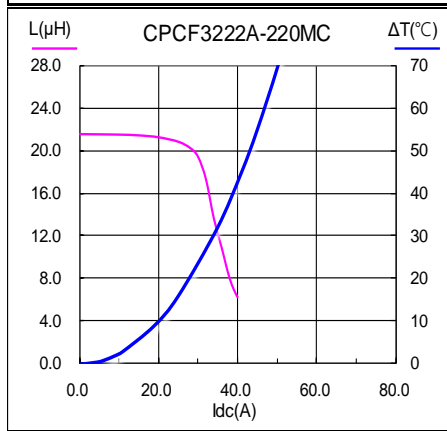
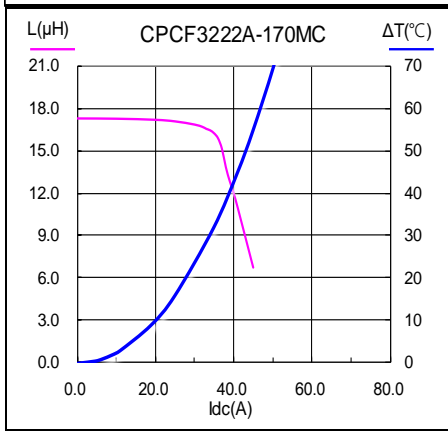
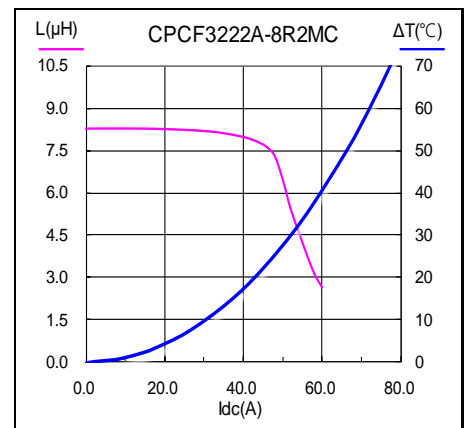
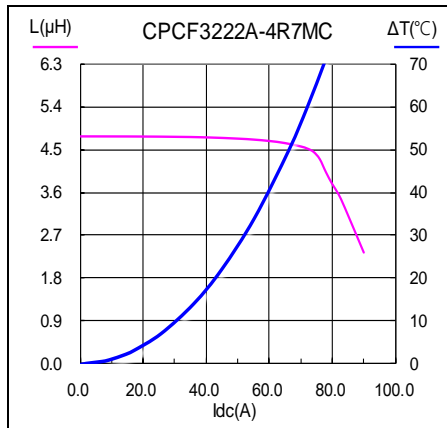
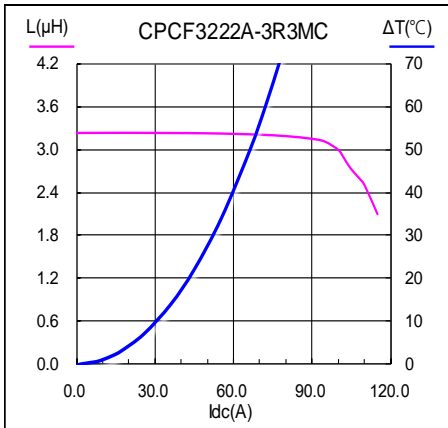
Model \_\_\_\_\_

Dimensions \_\_\_\_\_

Value Code \_\_\_\_\_

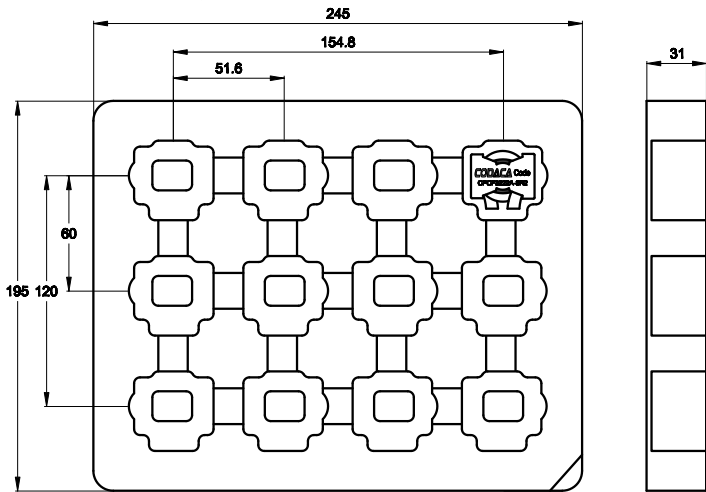
Coating \_\_\_\_\_

**4 Saturation Current vs Temperature Rise Current Curve**

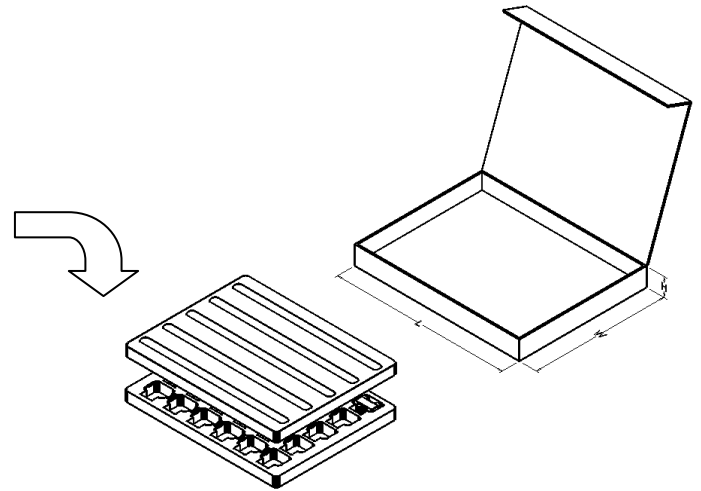


## 5 Packing Specification

### 5.1 Plastic Tray Dimensions (mm)

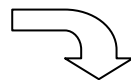
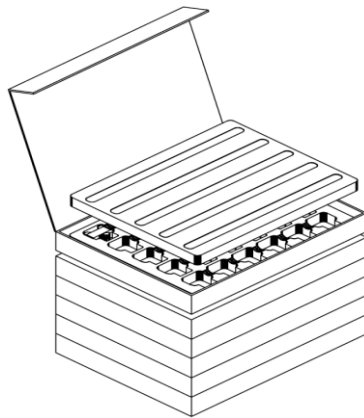


Packaging Unit (Pcs)	Material
12	APET



L typ	W typ	H typ	No. of Tray (Pcs)	Packaging Unit(Pcs)	Material
265	205	36	1	12	Paper

### 5.2 Packing(mm)



L typ	W typ	H typ	No. of Inner Carton	Packaging Unit( Pcs)	Material
275	232	261	6	72	Paper

**6 Notice of Use**

- 6.1 Special remind:Circuit design, component placement, PCB size and thickness, cooling system and etc. all will affect the product temperature. Please verify the product temperature in the final application.
- 6.2 Product in packing storage condition:temperature 5~40°C, RH≤70%.  
If taking out for use, the remaining products should be sealed in plastic bags and preserved in accordance with the above conditions, to avoid oxidation of terminals (electrodes), affecting soldering status.
- 6.3 A storage of Codaca Electronic products for longer than 12 months is not recommended, Within other effects, the terminals may suffer degradation, resulting in bad solderability. Therefore, all products shall be used within the period of 12 months based on the day of shipment.
- 6.4 Do not keep products in unsuitable storage conditions, such as areas susceptible to high temperatures, high humidity, dust or corrosion.
- 6.5 Always handle products with care.
- 6.6 Don't touch electrodes directly with bare hands as oil secretions may inhibit soldering.  
Always ensure optimum conditions for soldering.
- 6.7 When this product will be used on a similar or new project to the original one,  
sometimes it might be unable to satisfy the specifications due to different condition of usage.
- 6.8 This inductor itself does not have any protective function in abnormal condition, such as overload, short-circuit, open-circuit conditions, etc. Therefore, it shall be confirmed that there is no risk of smoke, fire, dielectric withstand voltage, insulation resistance, etc., or use in abnormal conditions protective devices or protection circuit in the end product.
- 6.9 Hi-Pot test with higher voltage than spec value will damage insulating material and shorten its life.
- 6.10 If using in potting compound, the magnet wire coating might be damaged, please consult with us.
- 6.11 Refrain from rinsing coils. If necessary, please consult with us.
- \* 6.12 Codaca Electronic products without "V" prefix are qualified for industrial product requirement , and with "V" prefix are qualified for AEC-Q200, but it doesn't mean that Codaca Electronic products can absolutely meet specific industry norms and quality test standards in automotive electronics or more strict application fields . Codaca Electronic will be exempted from being responsible for the consequences of using Codaca products in automotive electronic or higher application field related to safety when without being aware of it.